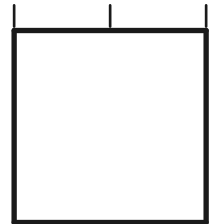


0 1/2" 1"








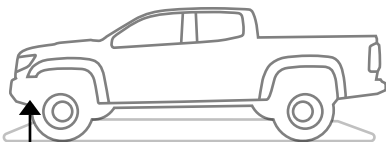
2021+ ZR2, 35" Front Fascia Trim Template LH

AEV30425AA

1" Square for Scale

KEY:

-  Primary make/model paper cutline & template alignment line
-  Sheetmetal trim line
-  Background data line
-  Cut paper template
-  Instruction locator



Template location on vehicle:



Cut fascia along edge of template

Trim template and align this line to edge of fascia

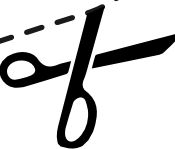
Trim template and align this line to edge of fascia

Align template to existing hole

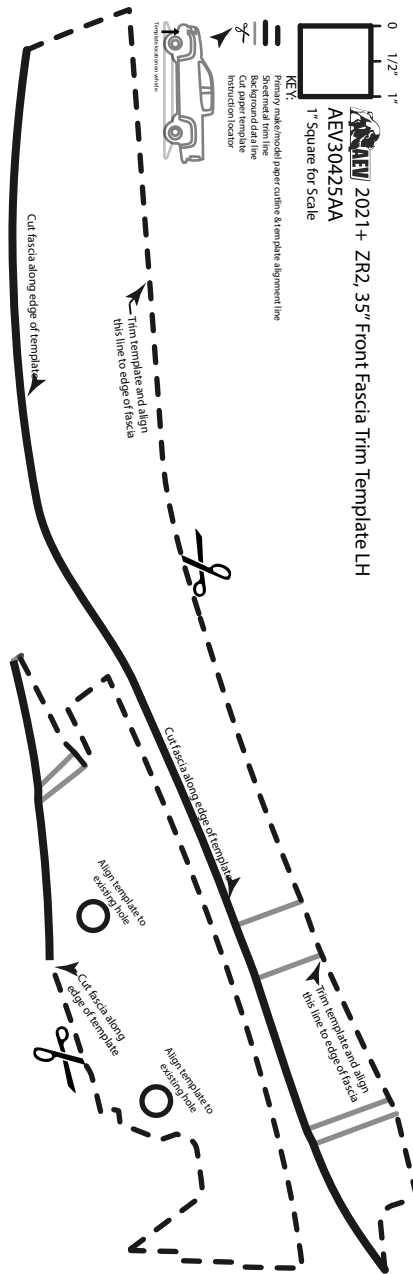
Align template to existing hole

Cut fascia along edge of template

Cut fascia along edge of template



REVISIONS			
REV.	DESCRIPTION	DATE	APPR
01	-Template drawn by SW	8/18/20	CB
02	-Excess Locators deleted by SW	9/1/20	



0 1/2" 1"
AEV30425AA 2021+ ZR2, 35" Front Fascia Trim Template LH
 1" Square for Scale

- KEY:**
- make/model paper cutline & template alignment line
 - Sheetmetal trim line
 - Alternate make/model paper cutline & template alignment line
 - Fold line/ inside template alignment line
 - Template Construction guide line
 - Background data line

- KEY:**
- Primary make/model paper cutline & template alignment line
 - Sheetmetal trim line
 - Alternate make/model paper cutline & template alignment line
 - Fold line/ inside template alignment line
 - Template Construction guide line
 - Background data line
 - ✂ Cut paper template
 - ⊕ Drill hole (w/ centerpunch alignment)
 - Alignment hole
 7mm hole: 1/4" bit
 8mm hole: 5/16" bit
 10mm hole: 25/64" bit
 12.7mm hole: 1/2" bit
 - ↗ Instruction locator
 - 🚗 Template on Vehicle locator

American Expedition Vehicles
 51960 W. 12 Mile Rd., Wixom, MI 48393
 www.aev-conversions.com • tel: 248.926.0256

AEV30425AA 2021+ ZR2, 35" Front Fascia Trim Template LH

PROPRIETARY AND CONFIDENTIAL
 This document contains proprietary information which shall not be used for any purpose nor reproduced or transmitted by any method in any form to any party not explicitly authorized by a representative of the company whose logo appears above.

DO NOT SCALE DRAWING
 UNDIMENSIONED FEATURES ARE CONSIDERED NOMINAL AT 3D MODEL SURFACES WITH TOLERANCE ±0.50mm[0.020"]
 CONFORMS TO ASME Y 14.5M 1994
 LINEAR mm[in] ANGLE (deg.)
 None±1.00 [.X ±040°] None± 2.0°
 X ±0.50 [.XX ±020°] X ± 1.0°
 XX ±0.25 [.XXX±010°] XX ± 0.5°

DRAWN BY: SW
 APPROVED:
 APPL/ASSY:

MATERIAL:
 FINISH:

Weight:
 SHEET 1/1